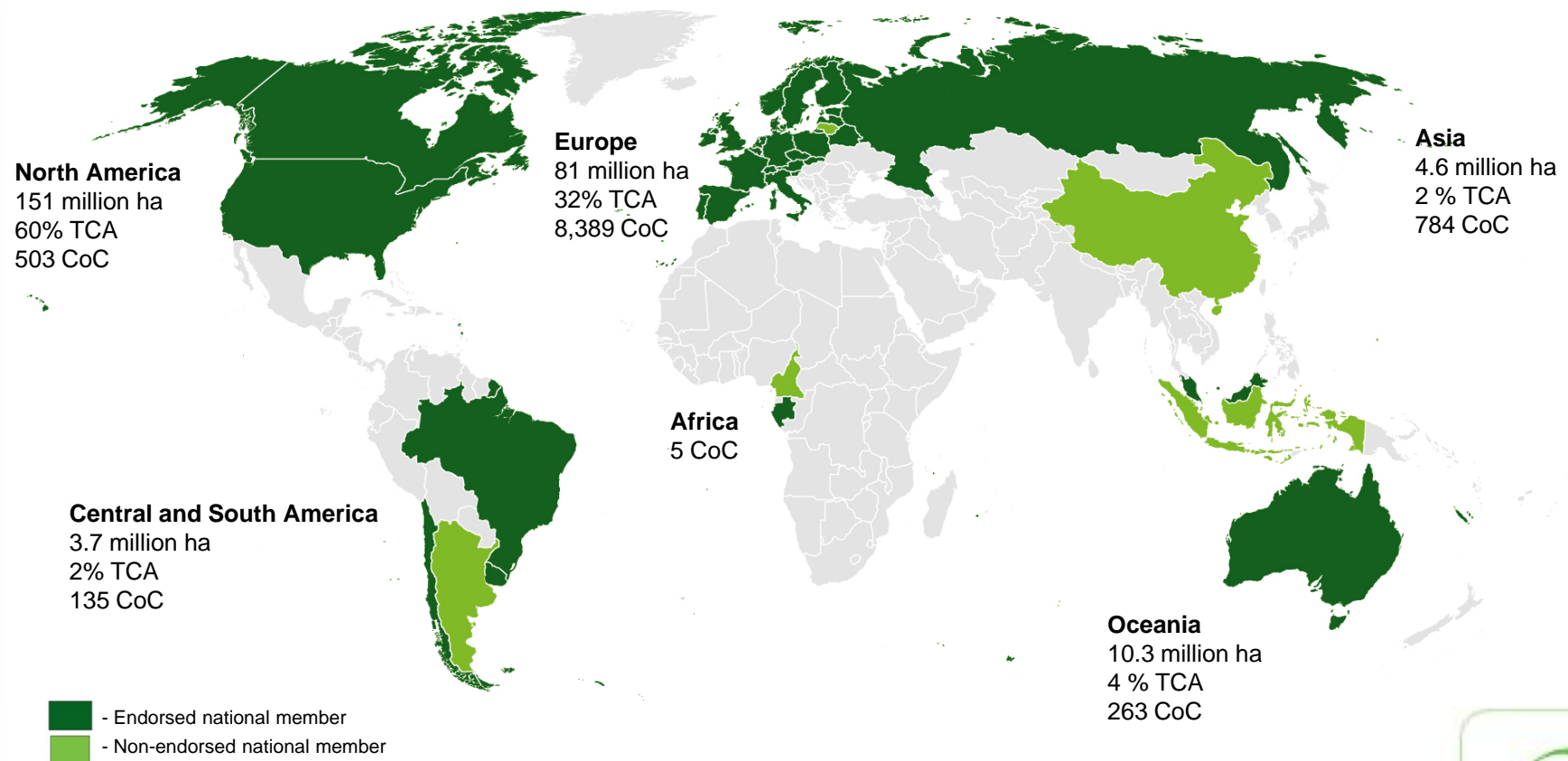


# PEFC Global Statistics: SFM & CoC Certification

# Members; Endorsed Systems; Distribution of Certificates



\* ha - hectares  
**CoC** – Chain of Custody certificates  
**TCA** – Total Certified Area



# International Stakeholder Members

- APP Timber
- Association Technique Internationale des Bois Tropicaux (ATIBT)
- Building and Wood workers' International (BWI)
- Confederation of European Forest Owners (CEPF)
- Confederation of European Paper Industries (CEPI)
- Earth Focus Foundation
- European Network of Forest Entrepreneurs (ENFE)
- European Timber Trade Federation (ETTF)
- European Tissue Symposium (ETS)
- Fibria
- International Council of Forest and Paper Associations (ICFPA)
- International Family Forestry Alliance (IFFA)
- Meadwestvaco
- Metsä Group
- SmurfitKappa
- StoraEnso
- Union of Silviculturists of Southern Europe (USSE)
- Weyerhaeuser

# CERTIFIED FOREST AREA

# Certified Forest Area by Country

Country	Certified Area (ha)
Australia	10'303'914
Austria	2'731'249
Belarus	5'941'700
Belgium	289'050
Brazil	1'742'152
Canada (CSA)	41'636'578
Canada (SFI)	75'813'496
Chile	1'916'923
Czech Republic	1'845'321
Denmark	253'062
Estonia	897'688
Finland	20'930'633
France	7'314'142
Germany	7'389'672
Italy	780'192

Country	Certified Area (ha)
Latvia	1'683'641
Luxembourg	30'528
Malaysia	4'649'912
Norway	9'125'902
Poland	7'304'356
Portugal	235'121
Russia	582'479
Slovak Republic	1'242'760
Slovenia	10'209
Spain	1'606'572
Sweden	9'274'360
Switzerland	205'974
UK	1'318'190
USA (ATFS)	9'703'031
USA (SFI)	24'355'787
<b>Total</b>	<b>251'114'594</b>

# Certified Forest Area by Region

Asia	Certified Area (ha)
Malaysia	4'649'912
<b>Total</b>	<b>4'649'912</b>

Central & Southern America	Certified Area (ha)
Brazil	1'742'152
Chile	1'916'923
<b>Total</b>	<b>3'659'075</b>

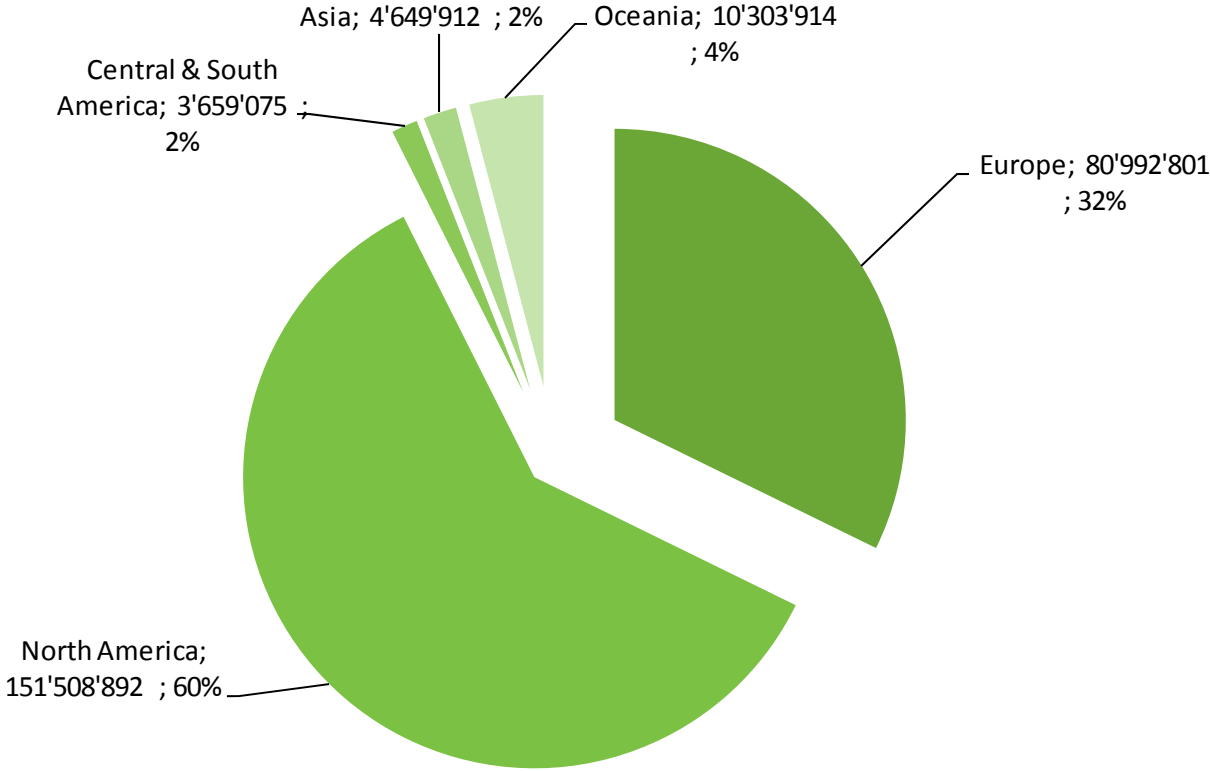
North America	Certified Area (ha)
Canada (CSA)	41'636'578
Canada (SFI)	75'813'496
USA ATFS	9'703'031
USA (SFI)	24'355'787
<b>Total</b>	<b>151'508'892</b>

Oceania	Certified Area (ha)
Australia	10'303'914
<b>Total</b>	<b>10'303'914</b>

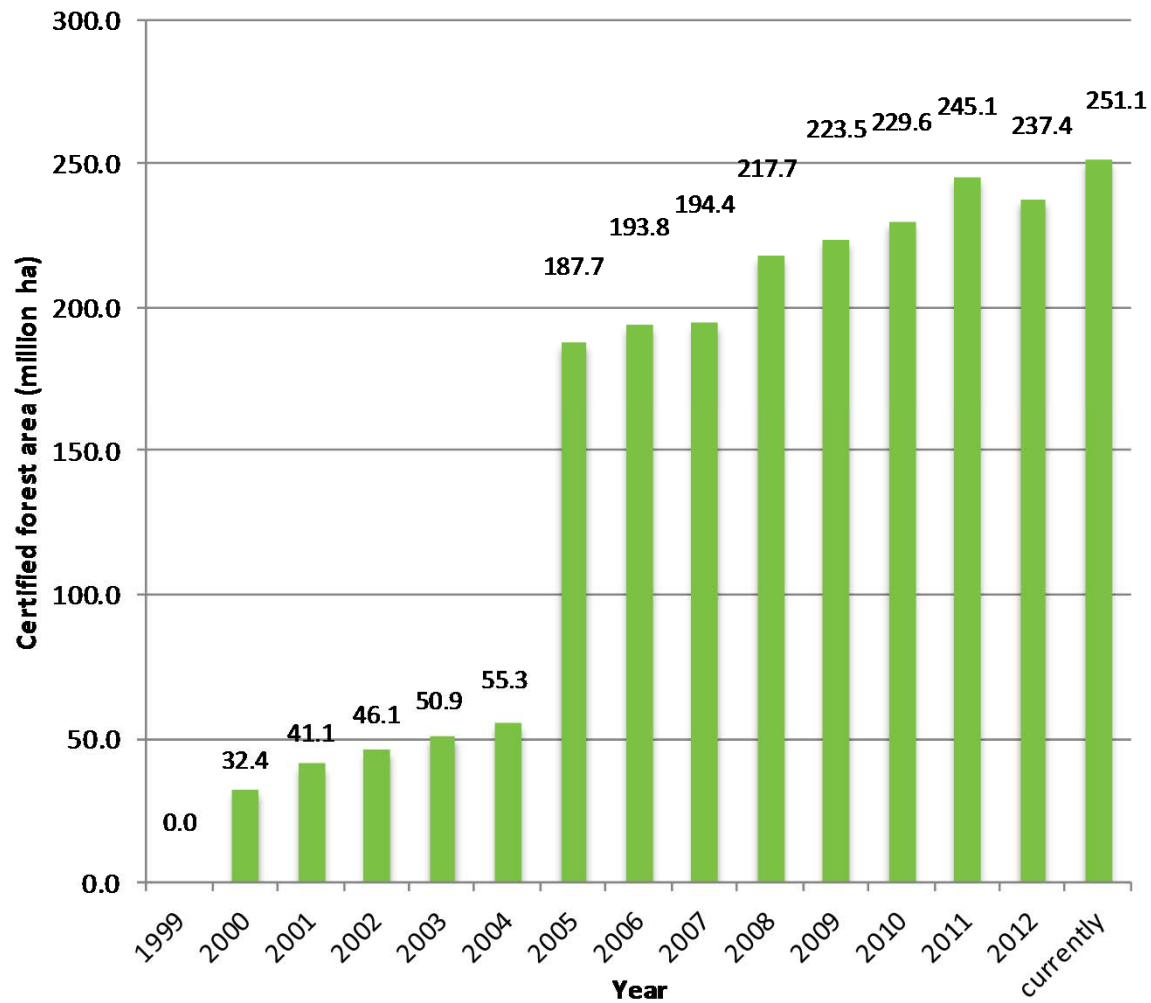
Europe	Certified Area (ha)
Austria	2'731'249
Belarus	5'941'700
Belgium	289'050
Czech Republic	1'845'321
Denmark	253'062
Estonia	897'688
Finland	20'930'633
France	7'314'142
Germany	7'389'672
Italy	780'192
Latvia	1'683'641
Luxembourg	30'528
Norway	9'125'902
Poland	7'304'356
Portugal	235'121
Russia	582'479
Slovak Republic	1'242'760
Slovenia	10'209
Spain	1'606'572
Sweden	9'274'360
Switzerland	205'974
United Kingdom	1'318'190
<b>Total</b>	<b>80'992'801</b>

# Certified Forest Area by Region

PEFC FM certification by region



# Certified Area Growth





# Top Ten – Certified Forest Area

Country	Certified Area (ha)
Canada	117'450'074
USA	34'058'818
Finland	20'930'633
Australia	10'303'914
Sweden	9'274'360
Norway	9'125'902
Germany	7'389'672
France	7'314'142
Poland	7'304'356
Belarus	5'941'700

# CHAIN OF CUSTODY

# Chain of Custodies by Country

Country	
Argentina	5
Australia	246
Austria	448
Bahrain	1
Belarus	23
Belgium	246
Bosnia and Herzegovina	1
Brazil	59
Bulgaria	2
Canada	189
Chile	59
China	203
Colombia	1
Czech Republic	157
Denmark	72
Egypt	2
Estonia	31
Finland	193
France	2'094
Germany	1'523
Greece	0
Hungary	14
India	13
Indonesia	17
Ireland	37
Israel	5
Italy	665
Japan	212
Latvia	27
Lebanon	2
Lithuania	8
Luxembourg	17

Country	
Malaysia	267
Mexico	2
Monaco	2
Morocco	1
Netherlands	494
New Zealand	17
Norway	46
Peru	8
Philippines	2
Poland	93
Portugal	63
Romania	19
Russia	13
Saudi Arabia	1
Singapore	24
Slovak Republic	50
Solvenia	11
South Korea	6
Spain	662
Sri Lanka	2
Sweden	129
Switzerland	63
Taiwan	8
Thailand	3
Tunisia	2
Turkey	10
UK	1'175
United Arab Emirates	13
Ukraine	1
Uruguay	1
USA (PEFC Coc)	314
Vietnam	5
<b>Total:</b>	<b>10'079</b>

# Chain of Custodies by Region

Africa	
Egypt	2
Morocco	1
Tunisia	2
<b>Total</b>	<b>5</b>

Asia	
Bahrain	1
China	203
India	13
Indonesia	17
Israel	5
Japan	212
Lebanon	2
Malaysia	267
Philippines	2
Saudi Arabia	1
Singapore	24
Sri Lanka	2
South Korea	6
Taiwan	8
Thailand	3
United Arab Emirates	13
Vietnam	5
<b>Total</b>	<b>784</b>

Europe	
Austria	448
Belarus	23
Belgium	246
Bosnia & Herzegovina	1
Bulgaria	2
Czech Rep	157
Denmark	72
Estonia	31
Finland	193
France	2'094
Germany	1'523
Greece	0
Hungary	14
Ireland	37
Italy	665
Latvia	27
Lithuania	8
Luxembourg	17
Monaco	2
Netherlands	494
Norway	46
Poland	93
Portugal	63
Romania	19
Russia	13
Slovak Republic	50
Slovenia	11
Spain	662
Sweden	129
Switzerland	63
Turkey	10
United Kingdom	1'175
Ukraine	1
<b>Total</b>	<b>8'389</b>

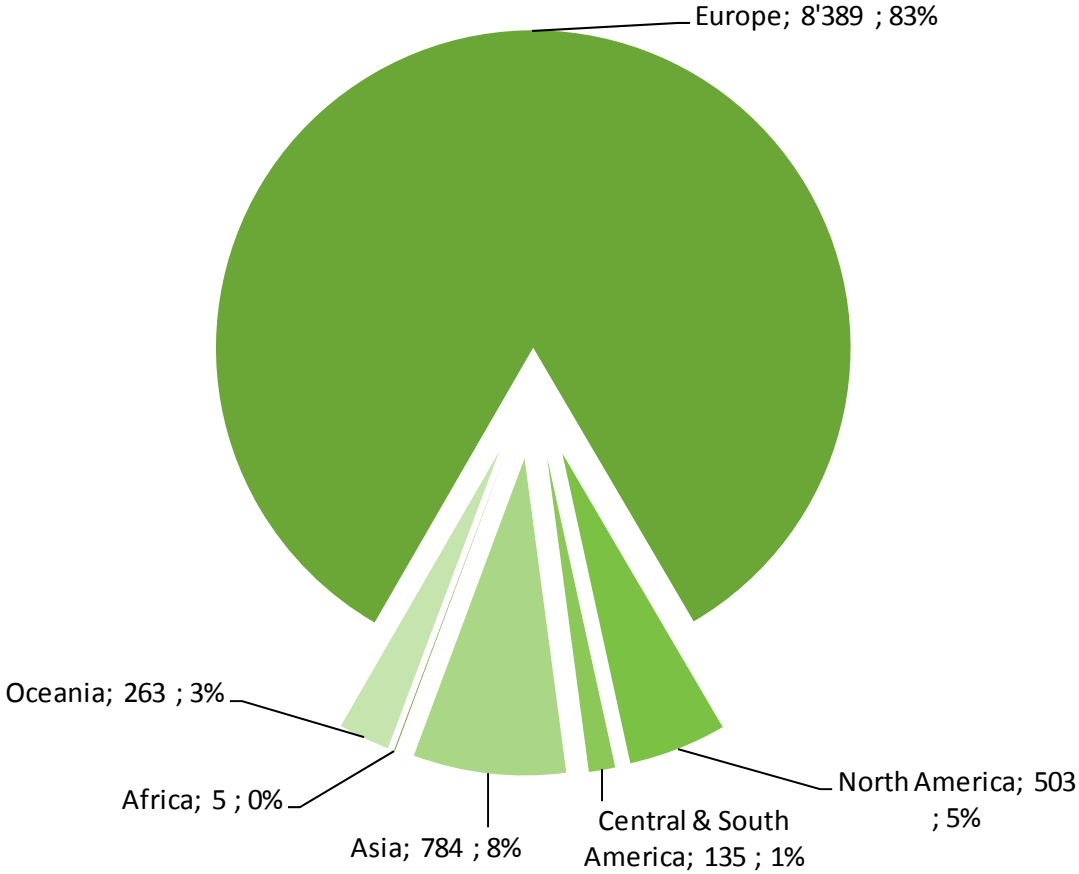
Central & South America	
Argentina	5
Brazil	59
Chile	59
Colombia	1
Mexico	2
Peru	8
Uruguay	1
<b>Total</b>	<b>135</b>

North America	
Canada	189
USA	314
<b>Total</b>	<b>503</b>

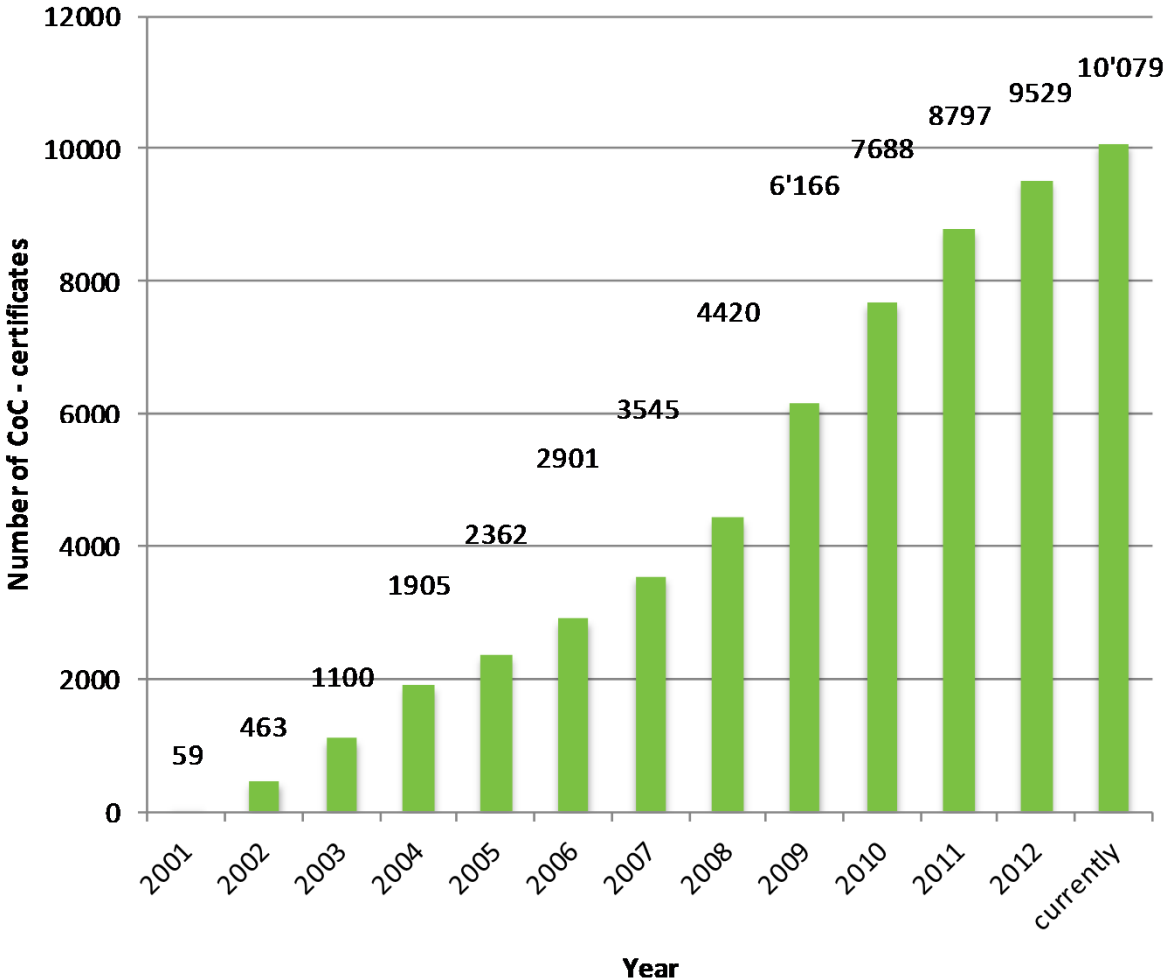
Oceania	
Australia	246
New Zealand	17
<b>Total</b>	<b>263</b>

# Chain of Custody by Region

PEFC - CoC certification by region



# Chain of Custody Growth



# Top Ten – Chain of Custody

Country	Certified Area (ha)
France	2'094
Germany	1'523
UK	1'175
Italy	665
Spain	662
Netherlands	494
Austria	448
USA	314
Malaysia	267
Belgium	246

# PEFC International

10 Route de l'Aéroport

C.P. 636

1215 Geneva

Switzerland

**t** +41 22 799 4540

**f** +41 22 799 4550

**e** [info@pefc.org](mailto:info@pefc.org)

**w** [www.pefc.org](http://www.pefc.org)

